



Data Sheet
High Performance Door
RapidRoll® 330

Hand in hand speed, safety and appearance

Compact, lightweight RapidRoll door for interior various positions – for isolation, noise reduction, over- or under pressure, draft reduction, and occupational safety.

Also suitable for wind protected exterior areas. A counter balance system is standard.

Optional self opening up to 50 - 70 % after releasing the break or an automatic opening by power failure.

SRD – self repairing knock-out capability as an option.



The next generation in
intelligent door control systems

INTERIOR ● ○ EXTERIOR
PROCESS ○ ○ SERVICE

High Performance Door RapidRoll® 330



ADVANTAGES OF ALBANY RAPIDROLL® 330

- Compact construction saves valuable space
- Alternatively door curtain from clear PVC or RollTex® for extreme mechanical load
- A curtain tension system assures the perfectly controlled opening and closing movement and permanently tensions the curtain in all situations

APPLICATION

- As an interior door to prevent drafts
- To separate rooms and environments, saving energy
- In sheltered outside areas
- The smooth PVC surface is easy to clean, making it especially suited e.g. for hygienic areas
- The compact construction only requires minimum installation space, making it very valuable in resale and wholesale stores

DESIGN

Anodised aluminium profiles with yellow stripes on both sides guide the curtains upward and downward motion. Wall fixations, as well as the electrical channels are integrated into the frames which are compact and self supporting. The aluminium top roll and shafts are equipped with ball bearings on each end.

DOOR CURTAIN

The standard version includes a regular curtain tension and counter balance system.

As a protection against wind, the curtain is held by plastic wind tabs which slides inside the side frames.

KNOCK-OUT CAPABILITY (SRD)

A self repairing knock-out capability is available as option.

DRIVE UNIT

3 Phase motor with a worm gear and connectors for direct installation, and can be positioned on the right or left side of the door.

CONTROL SYSTEM

The door comes standard with MCC^{VectorControl} system is Albany's new, highly flexible frequency converter control system, optional an ACS 50 contactor control system is possible. See technical data.

OPTIONAL SELF OPENINGS

- ASO - Automatic Safety Opening by means of a capacitor. An open impulse, e.g. by a fire detector, processes in such a manner that the relevant RapidRoll® 330 opens immediately. When the net power supply is available, the impulse from the fire detector will open the door as a common up impulse. To close the door a down impulse is required. When the net power goes off the door will open up to approx. 50 - 70 % automatically by releasing the brake on the drive unit. The door will be opened by the additional balancing system.
- MSO – Manual Self Opening: Counter balance system which opens the door approx. up to 50 - 70 % by releasing the brake with bowden lever manually.

MANUAL ACTIVATION

In the event of a power failure, the door can be opened by releasing the brake manually. Depending on the width/height ratio, the door opens partially supported by the ropes of the counter balance.

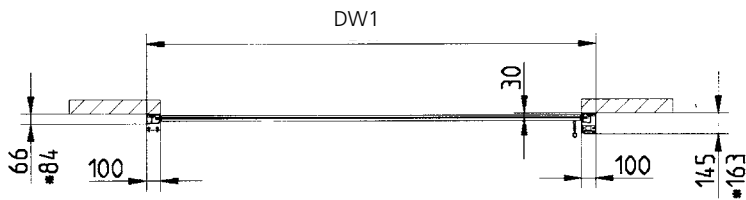
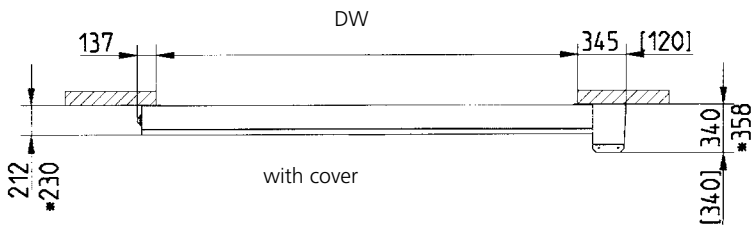
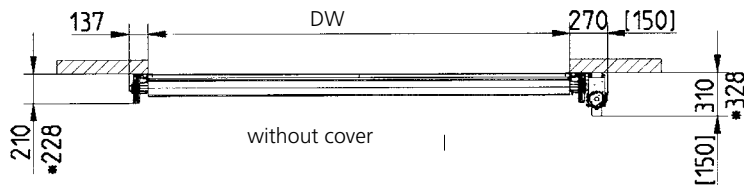
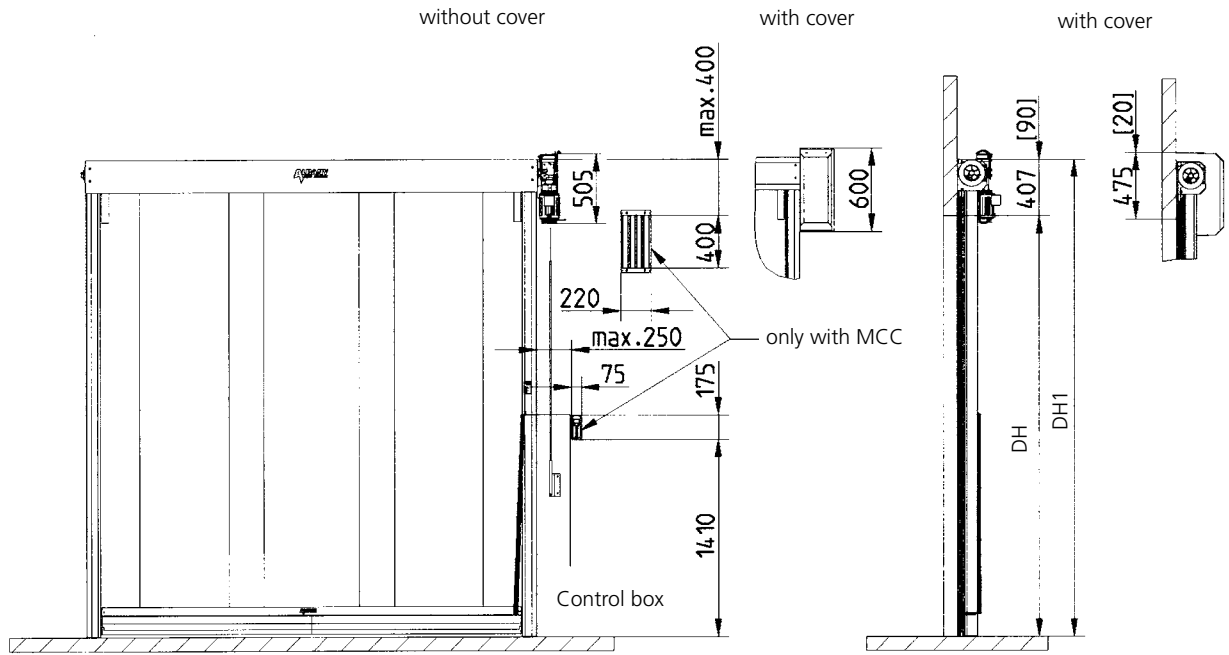
SAFETY FEATURES

The door is designed according to the Workplace Directive of the UVV regulations and the harmonized CE Guidelines including the EN 13241-1.

INDICATION OF RISK

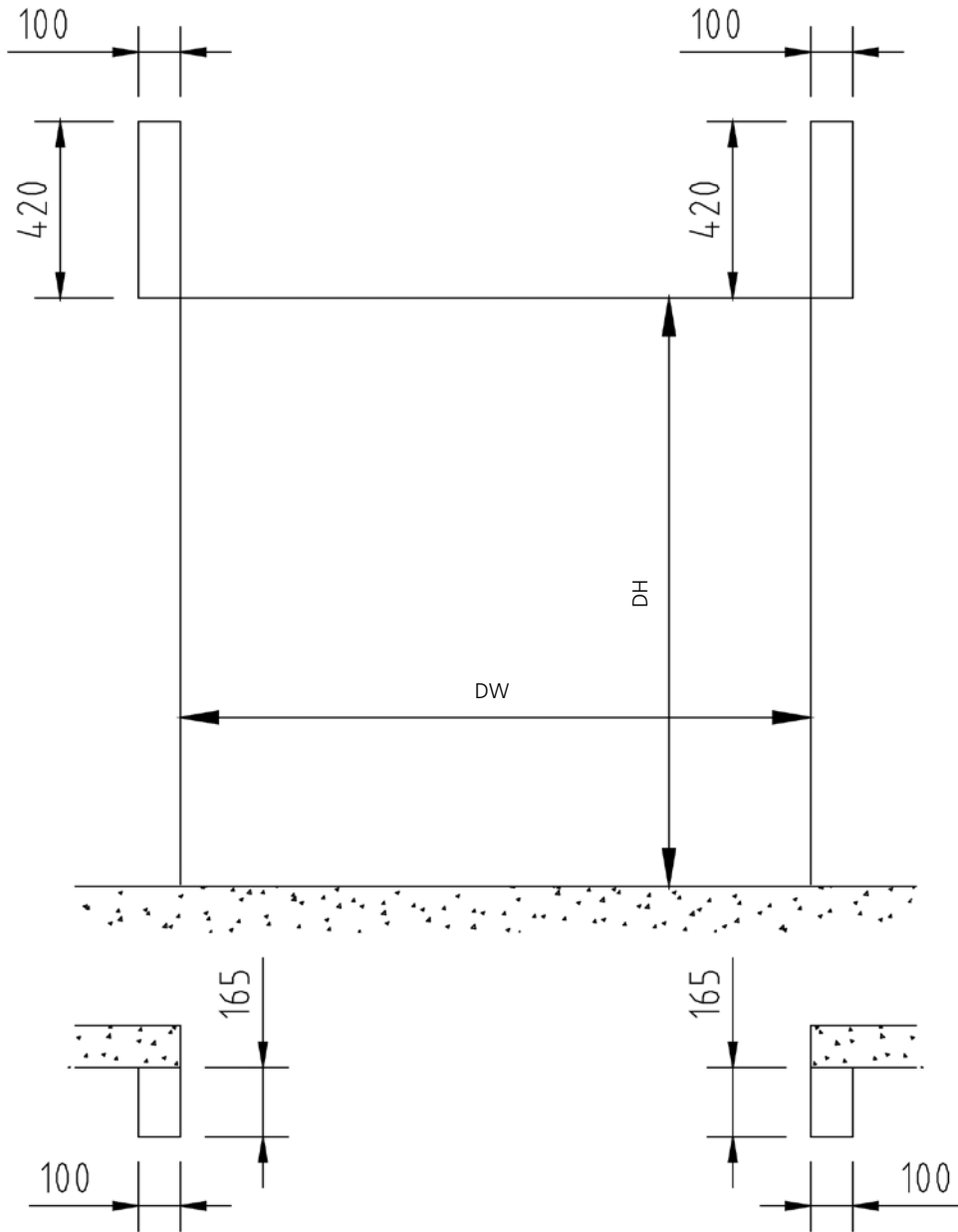
The security of the door is designed for normal use and for vehicles in an industrial environment corresponding to the harmonised CE-Guidelines. In consideration of the on site situation – especially in case of pedestrian use – additional safety measures, such as additional actuators may be required. In addition, special environmental conditions may impact the choice of door type. For more information or to schedule an on-site inspection, please contact an Albany Door Systems sales engineer.

Technical Data		
Interior door	suitable	
Exterior door	partially suitable	
Wind resistance	class 1 - EN 12424	
Door dimension (mm)	For details please note general drawing!	
DW min. / max.	1000 / 4000 mm	
DH min. / max.	1000 / 4200 mm	
Opening direction	vertical	
Surface		
Side frames	aluminium anodised	
Bottom profile	aluminium anodised	
Top roll	aluminium	
Covers (option)		
Top roll cover	● ¹⁾	
Motor cover	● ¹⁾	
Door curtain (alternatively)		
PVC with blue or red reinforcement stripes	✓	
PVC with alternative coloured reinforcement stripes	●	
PVC with silicon free reinforcement stripes	●	
RollTex® Plus*	●	
RollTex® Original*	●	
NomaTex® **	●	
* optional with windows	●	
** optional with vision panels	●	
Wind tabs	✓	
Curtain tension	✓	
Counterbalance	✓	
Drive unit	electrical	
Control systems		
ACS 50	● up to max. 3,5 x 3,5 m	
MCC ^{VectorControl}	✓	
Safety		
Electrical safety contact edge	✓	
Door line photocell	✓	
Fall down protection	✓ balancing system	
Knock-out capability (SRD)	●	
Manual activation	✓	
Second bowden lever	●	
Speed (m/s)	ACS 50	MCC^{VectorControl}
Open/close up to max. / m/s	1,0/1,0	2,3/1,0
Fuse protection	6,3 A	12 A
Control voltage	24 V DC	24 V DC
Protection degree	IP 55	IP 55
Motor power / kW	0,75 kW	0,75 kW
3L(N)/PE/220/230/380/400/415V; 50 Hz	✓ ²⁾	
3L(N)/PE/380/400/415/440/480V; 50/60Hz		✓ ³⁾
Additional opening heights	—	●
Potential free contacts max. 250 V	✓	●
Traffic light function		
Without direction detection	✓	✓ 24 V DC
With direction detection	—	✓ 24 V DC
Flashing alarm light	✓	✓ 24 V DC
Error message	✓ LED's	✓ plain text
● Option, ✓ Standard, — not available		
¹⁾ For doors of height ≤ 2500 mm the use of top roll and motor cover is required according to standard EN 13241-1.		
²⁾ Transformer necessary for 440/480/500 V.		
³⁾ Transformer necessary for 220/230/500 V.		



[] = Space needed for installation

* only at DH > 3500



TOP ROLL COVER¹⁾

Standard: delivered without top roll cover.

Option: top roll cover from anodised aluminium can be chosen.

SIDE FRAME

Side frames in anodised aluminium.

KNOCK-OUT CAPABILITY

Optional available a self repairing knock-out capability. After a crash the door will be automatically reset.

SAFETY FEATURES

The door has an electrical safety contact edge and additionally a door line photocell.



MOTOR POSITION

Available left or right hand side.

MOTOR COVER¹⁾

Standard: delivered without motor cover.

Option: motorcover from metal can be chosen.

DOOR CURTAIN

Standard: clear PVC with reinforcement stripes

Option: RollTex® curtain with/without windows. NomaTex® with or without vision panel.

CONTROL BOX

Depending on requirements for opening/closing speed and actuators, two different control systems can be chosen:

ACS 50 or innovative frequency converter control system MCC^{VectorControl}.

BOTTOM PROFILE

Bottom profile in aluminium

ACTUATORS

Individual applications can include additional safety devices. Actuators such as infrared, radar detectors, push buttons, vehicle detector loops or radio transmitters can be added to the control system. Please contact us for additional information for your specific needs.

Notes:

¹⁾ For doors of height ≤ 2500 mm the use of top roll and motor cover is required according to standard EN 13241-1.



Products shown may include additional options.

Frequency converter control system MCC^{VectorControl}



Compact dimensions and integrated door design. Easy wiring by pluggable connections.



Compact frequency converter control system with vector control technology for smooth operation of the door.



Display unit in a small box placed at the side frame.



Display unit with foil keys and a graphical display offering easy operation and maintenance.



Products shown may include additional options.

ALBANY DOOR SYSTEMS

ASIA

NO 85B-1 LORONG HARUAN 5/4 • OAKLAND COMMERCE SQUARE
70300 SEREMBAN • NEGERI SEMBILAN • MALAYSIA
PHONE: +6 06 631 93 88 • FAX: +6 06 631 73 88
HAH.KWONG-KHEANALBINT.COM

AUSTRALIA

23 FAUNCE ST. WEST GOSFORD • 2250 NSW
PHONE: +61 (0) 2 / 43 23 23 86 • FAX: +61 (0) 2 / 43 24 54 11
SALES.ADS.AU@ALBINT.COM

CHINA

ALBANY INTERNATIONAL (CHINA) CO.LTD. • GUANGZHOU BRANCH
ZHONGRONG INDUSTRIAL ESTATE • CHENYONG INDUSTRIAL
AREA SHAWAN TOWN • PANYU DISTRICT • GUANGZHOU CITY
GUANGDONG, PRC 511400

GERMANY

AM MONDSCHEN 25 • 59557 LIPPSTADT
PHONE: +49 (0) 29 41 / 766-0 • FAX +49 (0) 2941 / 766-294
VERKAUF.ADS.DE@ALBINT.COM

SWEDEN

BOX 509 • S - 301 80 HALMSTAD
PHONE: +46 (0) 35/14 73 00 FAX: +46 (0) 35/ 3 75 46
SALES.ADS.SE@ALBINT.COM

USA

975-A OLD NORCROSS ROAD • LAWRENCEVILLE • GA 30045-4321
PHONE: +1 (0) 7 770 / 338 / 5000 • FAX: +1 (0) 770/338/5024
SALES.ADS.US@ALBINT.COM

Albany Door Systems products and services are available around the world. For a subsidiary or representative in your region visit

WWW.ALBANYDOORS.COM